



Highland Youth Voice
Evaluation of HYV Elections 2006
<http://www.highlandyouthvoice.org>

*International Teledemocracy Centre
Napier University
10 Colinton Road
Edinburgh EH10 5DT*

November 2006

Prepared For: Highland Youth Voice

HYV Elections September 2006: Evaluation

| | |
|---|-----------|
| 1. INTRODUCTION..... | 4 |
| 1.1 Summary of findings..... | 4 |
| 1.2 Structure of report | 4 |
| 1.3 Note on Youth Forums and HYV | 4 |
| 2. OVERVIEW OF 2006 ELECTION | 5 |
| 2.1 Key facts | 5 |
| 2.2 Organisation..... | 5 |
| 2.3 Changes arising from evaluation of the 2004 elections | 5 |
| 2.4 Evaluation methods used in 2006 | 6 |
| 3. COMPARISON OF FIGURES ACROSS ELECTIONS | 7 |
| 3.1 Summary of turnout | 7 |
| 3.2 Summary of percentage of votes cast | 7 |
| 3.3 Method and turnout across elections for each school | 8 |
| 4. FIGURES FOR SEPTEMBER 2006..... | 10 |
| 4.1 Schools using the e-voting system..... | 10 |
| 4.2 Schools using a paper ballot system | 10 |
| 4.3 Schools where the election was uncontested | 11 |
| 4.4 Figures ordered by size of school (small to large)..... | 12 |
| 4.5 Turnout by area | 14 |
| 5. FEEDBACK GATHERED DURING EVALUATION | 15 |
| 5.1 Evaluation workshop at Carbisdale Parliament meeting, November 2006 . | 15 |
| 5.2 Feedback forms from teaching staff..... | 16 |
| 5.3 Observation of online voting | 17 |
| 6. HYV ELECTIONS 2006: SCHOOL BY SCHOOL | 18 |
| 6.1 Information from 2006:..... | 18 |
| 6.2 Comparison with previous years..... | 18 |
| 6.3 Comments | 18 |
| 6.4 Alness Academy | 19 |
| 6.5 Ardnamurchan High..... | 20 |
| 6.6 Charleston Academy | 21 |
| 6.7 Culloden Academy..... | 22 |
| 6.8 Dingwall Academy | 23 |
| 6.9 Dornoch Academy | 24 |
| 6.10 Drummond School..... | 25 |
| 6.11 Farr High | 26 |
| 6.12 Fortrose Academy | 27 |
| 6.13 Gairloch High..... | 28 |
| 6.14 Glenurquhart High | 29 |
| 6.15 Golspie High | 30 |
| 6.16 Grantown Grammar | 31 |
| 6.17 Invergordon Academy..... | 32 |
| 6.18 Inverness High | 33 |
| 6.19 Inverness Royal Academy | 34 |

| | | |
|-----------|--|-----------|
| 6.20 | Kilchuimen Academy | 35 |
| 6.21 | Kingussie High..... | 36 |
| 6.22 | Kinlochbervie High..... | 37 |
| 6.23 | Kinlochleven High | 38 |
| 6.24 | Lochaber High..... | 39 |
| 6.25 | Mallaig High | 41 |
| 6.26 | Millburn Academy | 42 |
| 6.27 | Nairn Academy | 43 |
| 6.28 | Plockton High | 44 |
| 6.29 | Portree High..... | 45 |
| 6.30 | Tain Royal Academy | 46 |
| 6.31 | Thurso High | 47 |
| 6.32 | Ullapool High..... | 48 |
| 6.33 | Wick High..... | 49 |
| 6.34 | Youth Forums | 50 |
| 7. | CONCLUSIONS AND RECOMMENDATIONS..... | 51 |
| 7.1 | The online voting system..... | 51 |
| 8. | APPENDICES | 52 |
| 8.1 | List of information sent to schools..... | 52 |
| 8.2 | HYV Elections 2006: timetable for schools | 53 |
| 8.3 | Timetable of HYV office activities..... | 55 |
| 8.4 | Elections evaluation workshop plan, Carbisdale, 2006 | 56 |
| 8.5 | Elections evaluation workshop – post-its | 59 |

1. Introduction

1.1 Summary of findings

There was a further drop in turnout. However, there was a rise in the number of candidates standing and a small increase in the number of schools holding an election.

Very little feedback was received from teaching staff. Those who provided it indicated that they were mostly happy with information received from HYV about the elections process, but would have liked more information about what HYV does, in a form appealing to students.

Feedback from young people attending the Highland Youth Voice (HYV) Parliament meeting at Carbisdale Castle, in September 2006 again attributes students' lack of interest to a lack of information and knowledge about what Highland Youth Voice is and what HYV members do, with most claiming they knew very little about these until after the first workshops at the Carbisdale meeting.

1.2 Structure of report

This report summarises the figures from the 2006 elections (number of candidates standing, votes cast and turnout) and compares these across schools and years.

Feedback from teaching staff and HYV parliament representatives is summarised.

Finally, as this is the 4th HYV election, figures from all elections and feedback received in 2006 have been summarised and collated school by school.

1.3 Note on Youth Forums and HYV

While electoral activity centred on schools, for the purposes of this document, the terms HYV members and HYV representatives are used to refer to both *young people representing their schools* (as a constituency) and *young people representing their local area through a Youth Forum* (as a constituency).

2. Overview of 2006 Election

2.1 Key facts

- Elections were held over the period 22nd to 28th September 2006.
- 5 schools voted online (compared to 6 schools in 2004, 10 in 2002 and 9 in 2000).
- 9 schools voted through a paper ballot (compared to 6 schools in 2004, 9 in 2002 and 11 in 2000).
- 2 schools aimed to elect members through a school council meeting (one of these schools has always used this method).
- In 14 schools the election was uncontested (compared to 17 in 2004, 10 in 2002 and 9 in 2000).
- Of these (schools in which the election was uncontested) 6 had intended to vote online.
- Turnout fell. See tables in comparison of figures across elections.
- A total of 92 candidates stood – an average of 3 per school. This was a marked rise on the 63 that stood in 2004.

2.2 Organisation

The 2006 elections were primarily organised by Highland Council and the International Teledemocracy Centre (ITC), with the help of teaching staff and youth workers in schools involved.

2.3 Changes arising from evaluation of the 2004 elections

The organisation of the elections was based on that of 2004, with some changes made based on feedback. See Highland Youth Voice Elections 2004: Evaluation - http://itc.napier.ac.uk/ITC/Documents/HYV_elections_2004_evaluation.pdf

Presentations in schools (Roadshow)

The major change was the encouragement for local teams of youth workers and HYV representatives to put together a presentation and go into schools and present it. The 2004 evaluation revealed that both students and staff felt that there was very little knowledge or understanding of what HYV was or what it did. This did not encourage people to stand as candidates or vote in the election.

The presentations happened (or didn't happen) to various extents in different schools and areas. For example, in some schools the election coordinator (a teacher) was not contacted by HYV. Alerted to the possibility of the election presentation by its inclusion in the timetable, these election coordinators asked HYV about this, were sent the PowerPoint presentation and showed it themselves. Where presentations took place, they seem to have driven the large rise in the number of candidates and small rise in the number of schools holding an election.

As well as this, the HYV website had been thoroughly redesigned throughout 2005, with the new website going live in September 2005.

Mock elections

A mock online election was available on the HYV website for anyone (young people, teachers, youth workers or other visitors) to try out online voting.

<http://www.highlandyouthvoice.org/RepsElections/mockElections.asp>

2.4 Evaluation methods used in 2006

1. An evaluation with HYV members took place in the evaluation workshop at the Carbisdale Parliament meeting in November 2006.
2. Some feedback forms were filled in by teaching staff .
3. Online voting was observed in one school and the election coordinator interviewed.

3. Comparison of figures across elections

3.1 Summary of turnout

| | Average | |
|-------------|---------------|----------------------|
| | e-voting | Ballot box |
| 2006 | 33.2 % | unknown |
| 2004 | 48.41% | 67.1% ¹ |
| 2002 | 52.14 % | 70.58 % ² |
| 2000 | 73% | 68% |

3.2 Summary of percentage of votes cast

| | Average | |
|-------------|------------|--------------|
| | e-voting | Ballot box |
| 2006 | 28% | 53.61 |
| 2004 | 43.8% | 57.11% |
| 2002 | 48.47 % | 66.09 % |
| 2000 | 67.33% | 60.72% |

¹ Based on results from 5 schools, one of which is an approximate figure

² Based on results from 3 schools only

3.3 Method and turnout across elections for each school

| School | 2000 | | 2002 | | 2004 | | 2006 | |
|-------------------------|-------------|---------|-------------|---------------------|-------------|-------------------|-----------------------|----------------------|
| | Method | Turnout | Method | Turnout | Method | Turnout | Method | Turnout |
| Alness Academy | Paper | 34% | Online | 11.25% | Paper | 51.8% | Uncontested | N/A |
| Ardnamurchan High | N/A | N/A | Uncontested | N/A | Online | 61% | Paper | - %cast= 29.56 |
| Charleston Academy | Meeting | N/A | Meeting | N/A | Uncontested | N/A | House Council | |
| Culloden Academy | Uncontested | N/A | Uncontested | N/A | Uncontested | N/A | Uncontested | N/A |
| Dingwall Academy | Online | 46% | Online | 49% | Online | 45% | Online | 69.48% |
| Dornoch Academy | Online | 45% | Online | 46% | Online | 13.5% | Paper | -- %cast= 75% |
| Drummond | Paper | 80% | Online | 71.21% | Uncontested | N/A | Paper | -- %cast= 24% |
| Farr High | Online | 89% | Uncontested | N/A | Online | 98% | Uncontested | N/A |
| Fortrose Academy | Uncontested | N/A | Online | 37% | Uncontested | N/A | Online | 6.96% |
| Gairloch High | Paper | 95% | Paper | 79.23% | Paper | <80% ³ | Uncontested | N/A |
| Glenurquhart High | Online | 81% | Paper | 63% | Uncontested | N/A | Uncontested | N/A |
| Golspie High | Uncontested | N/A | Uncontested | N/A | Uncontested | N/A | Uncontested | N/A |
| Grantown Grammar | Paper | 91% | Online | 75.97% | Paper | 91% | Uncontested | N/A |
| Invergordon Academy | Online | 79% | Uncontested | N/A | Uncontested | N/A | Uncontested | N/A |
| Inverness High | Uncontested | N/A | Paper | - % cast= 51 | Uncontested | N/A | Pupil council meeting | |
| Inverness Royal Academy | Paper | 83% | Paper | - % cast = 59 | Uncontested | N/A | Uncontested | N/A |

³ The information we received from Gairloch was "Turn out was nearly 80%"

| | | | | | | | | |
|--------------------|---------------|----------------|---------------|----------------|---------------|----------------|---------------|----------------|
| Kilchuimen Academy | Uncontested | N/A | Uncontested | N/A | Uncontested | N/A | Uncontested | N/A |
| Kingussie High | Paper | 85% | Paper | - % cast=81 | Uncontested | N/A | Paper | 87% |
| Kinlochbervie High | Online | 86% | Online | 82% | Uncontested | N/A | Online | 70% |
| Kinlochleven High | Paper | 71% | Uncontested | N/A | Uncontested | N/A | Uncontested | N/A |
| Lochaber High | Paper | 33% | Uncontested | N/A | Uncontested | N/A | Online | 9% |
| Mallaig High | Online | 92% | Online | 41% | Paper | 804% | Uncontested | N/A |
| Millburn Academy | Paper | 48% | Paper | 48% | Paper | 32% | Paper | 40% |
| Nairn Academy | Uncontested | N/A | Uncontested | N/A | Paper | - % cast=65 | Uncontested | N/A |
| Plockton High | Online | 87% | Uncontested | N/A | Online | 13% | paper | - % cast=65 |
| Portree High | Uncontested | N/A | Online | 62% | Uncontested | N/A | paper | - % cast=56 |
| Tain Royal Academy | Paper | 51% | Paper | 84% | Uncontested | N/A | Paper | - % cast=68 |
| Thurso High | Online | 48% | Paper | - % cast=70 | Uncontested | N/A | Uncontested | N/A |
| Ullapool High | Uncontested | N/A | Online | 46% | Online | 60% | Uncontested | N/A |
| Wick High | Paper | 79% | Uncontested | N/A | Uncontested | N/A | Online | 11% |
| School | 2000 | | 2002 | | 2004 | | 2006 | |
| | Method | Turnout | Method | Turnout | Method | Turnout | Method | Turnout |

⁴ Though it seems that each pupil at Mallaig was only given one vote

4. Figures for September 2006

4.1 Schools using the e-voting system

| School | Reg'd Voters | No. of rep's | No. of candi dates | Potential Votes | Recorded Votes | % of votes cast | No. that voted | Turnout % |
|--------------------|--------------|--------------|--------------------|-----------------|----------------|-----------------|----------------|-----------|
| Dingwall Academy | 1016 | 3 | 8 | 3048 | 1918 | 62.93 % | 706 | 69.48% |
| Fortrose Academy | 732 | 2 | 3 | 1464 | 75 | 5.12 % | 51 | 6.96 % |
| Kinlochbervie High | 66 | 2 | 4 | 132 | 75 | 57.58 % | 46 | 69.69 % |
| Lochaber High | 881 | 3 | 5 | 2643 | 191 | 7.23 % | 79 | 8.96 % |
| Wick High | 861 | 3 | 6 | 2583 | 173 | 6.7 % | 94 | 10.91% |

4.2 Schools using a paper ballot system

| School | Reg'd Voters | No. of rep's | No. of candi dates | Potential Votes | Recorded Votes | % of votes cast | No. that voted | Turnout % |
|--------------------|--------------|--------------|--------------------|-----------------|----------------|-----------------|----------------|-----------|
| Ardnamurchan High | 137 | 2 | 5 | 274 | 81 | 29.56% | | |
| Dornoch Academy | 262 | 2 | 5 | 524 | 393 | 75% | | |
| Drummond | 69 | 3 | 5 | 207 | 50 | 24% | | |
| Kingussie High | 409 | 2 | 5 | 818 | 580 | 70.9% | 357 | 87.28 % |
| Millburn Academy | 1068 | 3 | 4 | 3204 | 1283 | 40 % | | |
| Plockton High | 322 | 2 | 4 | 644 | 417 | 64.75% | | |
| Portree High | 683 | 2 | 7 | 1366 | 771 | 56.44% | | |
| Tain Royal Academy | 619 | 2 | 5 | 1238 | 845 | 68.25 | | |

4.3 Schools where the election was uncontested

| School | Reg'd Voters | No. of rep's | No. of candi dates | Potential Votes | Recorded Votes | % of votes cast | No. that voted | Turnout % |
|---------------------|--------------|--------------|--------------------|-----------------|---|-----------------|----------------|-----------|
| Alness Academy | 513 | 2 | 0 | 1026 | N/A | | | |
| Charleston Academy | 867 | 3 | 0 | 2601 | Elected representatives through house council and whole school council election scheme – where every student in the school has a vote | | | |
| Culloden Academy | 1040 | 3 | 0 | 3120 | N/A | | | |
| Farr High | 89 | 2 | 2 | 178 | N/A | | | |
| Gairloch High | 188 | 2 | 1 | 376 | N/A | | | |
| Glenurquhart High | 238 | 2 | 2 | 476 | N/A | | | |
| Golspie High | 354 | 2 | 0 | 708 | N/A | | | |
| Grantown Grammar | 374 | 2 | 2 | 748 | N/A | | | |
| Invergordon Academy | 461 | 2 | 2 | 922 | N/A | | | |
| Inverness High | 462 | 2 | 0 | 924 | Elected representatives through a pupil council meeting. | | | |
| Inverness Royal Ac. | 934 | 3 | 3 | 282 | N/A | | | |
| Kilchuimen Academy | 81 | 2 | 0 | 162 | N/A | | | |
| Kinlochleven High | 129 | 2 | 2 | 258 | N/A | | | |
| Mallaig High | 144 | 2 | 2 | 288 | N/A | | | |
| Nairn Academy | 833 | 3 | 3 | 1666 | N/A | | | |
| Thurso High. | 999 | 3 | 3 | 2997 | N/A | | | |
| Ullapool High | 256 | 2 | 2 | 512 | N/A | | | |

4.4 Figures ordered by size of school (small to large)

| School | Reg'd Voters | No. of rep's | No. of candidates | Method | % of votes cast | Turnout |
|---------------------|--------------|--------------|-------------------|-------------|-----------------|---------|
| Drummond | 69 | 3 | 5 | Paper | 24% | - |
| Kinlochbervie High | 66 | 2 | 4 | Online | 57.58 % | 69.69% |
| Kilchuimen Academy | 81 | 2 | 0 | Uncontested | N/A | N/A |
| Farr High | 89 | 2 | 2 | Uncontested | N/A | N/A |
| Kinlochleven High | 129 | 2 | 2 | Uncontested | N/A | N/A |
| Ardnamurchan High | 137 | 2 | 5 | Paper | 29.56% | - |
| Mallaig High | 144 | 2 | 2 | Uncontested | N/A | N/A |
| Gairloch High | 188 | 2 | 1 | Uncontested | N/A | N/A |
| Glenurquhart High | 238 | 2 | 2 | Uncontested | N/A | N/A |
| Ullapool High | 256 | 2 | 2 | Uncontested | N/A | N/A |
| Dornoch Academy | 262 | 2 | 5 | Paper | 75% | - |
| Plockton High | 322 | 2 | 4 | paper | 64.75% | - |
| Golspie High | 354 | 2 | 0 | Uncontested | N/A | N/A |
| Grantown Grammar | 374 | 2 | 2 | Uncontested | N/A | N/A |
| Kingussie High | 409 | 2 | 5 | Paper | 70.9% | 87.28% |
| Invergordon Academy | 461 | 2 | 2 | Uncontested | N/A | N/A |
| Inverness High | 462 | 2 | 0 | Uncontested | N/A | N/A |
| Alness Academy | 513 | 2 | 0 | Uncontested | N/A | N/A |
| School | Reg'd Voters | No. of rep's | No. of candidates | Method | % of votes cast | Turnout |

| School | Reg'd Voters | No. of rep's | No. of candidates | Method | % of votes cast | Turnout |
|--------------------|--------------|--------------|-------------------|-------------|-----------------|---------|
| Tain Royal Ac. | 619 | 2 | 5 | Paper | 68.25% | N/A |
| Portree High | 683 | 2 | 7 | paper | 56.44% | - |
| Fortrose Academy | 732 | 2 | 3 | Online | 5.12% | 6.96% |
| Nairn Academy | 833 | 3 | 3 | Uncontested | N/A | N/A |
| Wick High | 861 | 3 | 6 | Online | 6.7% | 10.91% |
| Charleston Academy | 867 | 3 | 0 | Uncontested | N/A | N/A |
| Lochaber High | 934 | 3 | 5 | Online | 7.23 % | 8.96 % |
| Thurso High | 999 | 3 | 3 | Uncontested | N/A | N/A |
| Culloden Academy | 1040 | 3 | 0 | Uncontested | N/A | N/A |
| Dingwall Academy | 1016 | 3 | 8 | Online | 62.93% | 69.48% |
| Millburn Academy | 1068 | 3 | 4 | Paper | 40% | - |
| School | Reg'd Voters | No. of rep's | No. of candidates | Method | % of votes cast | Turnout |

4.5 Turnout by area

| Area | Schools | Schools which voted in 2006 | Average percentage of votes cast | Average turnout |
|--------------------------------|---|---|----------------------------------|-------------------------------|
| Badenoch and Strathspey | Grantown Grammar Kingussie High | Kingussie High | 70.9% | 87.28% |
| Caithness | Thurso High Wick High | Wick High | 7.7% | 10.91% |
| Inverness | Charleston Academy Culloden Academy Drummond Glenurquhart High Inverness High Inverness Royal Ac Kilchuimen Academy Millburn Academy | Drummond Millburn Academy | 32% | - |
| Lochaber | Ardnamurchan High Kinlochleven High Lochaber High Mallaig High | Ardnamurchan High Lochaber High | 18.39% | - (Lochaber = 8.96%) |
| Nairn | Nairn Academy | None | - | - |
| Ross and Cromarty | Alness Academy Dingwall Academy Fortrose Academy Gairloch High Invergordon Academy Tain Royal Ac Ullapool High | Dingwall Academy Fortrose Academy Tain Royal Ac | 45.43% | - (Dingwall = 69.48%) |
| Skye and Lochalsh | Plockton High Portree High | Plockton High Portree High | 60.59% | - |
| Sutherland | Dornoch Academy Farr High Golspie High Kinlochbervie High | Dornoch Academy Kinlochbervie High | 66.29% | - (Kinlochbervie = 69.69%) |

5. Feedback gathered during evaluation

5.1 Evaluation workshop at Carbisdale Parliament meeting, November 2006

Method

The full method for this evaluation is included as an appendix to this report as “Elections evaluation workshop plan, Carbisdale, 2006”.

All young people attending the Carbisdale Parliament were split into non-regional groups. They were asked to discuss the HYV elections in their school and answer 6 questions. These answers were to be written on ‘post-it’ notes and added to an answer grid. The groups were then to add suggestions about how to improve the process. The workshop ended with a plenary session where groups shared their suggestions. The grids were kept in tact and the post-its typed up. An anonymised version of this is included as an appendix.

| | What worked? | What didn't work? | Suggestions |
|------------------------------|--------------|-------------------|-------------|
| To explain what HYV is/does: | | | |
| To get candidates: | | | |
| To get people to vote: | | | |

Figure 1: post-its from one group on the answer grid

Summary of answers to questions

- Presentations, where they took place, seemed to be an effective way to explain what HYV did. Leaflets and posters were also mentioned as good ways to say what HYV does.
- However, there was a strong feeling that teachers did not know much about HYV and were unable to explain what it did. Communication between schools and HYV should be much stronger.
- The specific leaflets and posters distributed by HYV were criticised for not being suitable, attractive or containing enough clear information.
- The website was seen as both a good and poor mechanism to explain what HYV does.
- Some people became candidates because of the presentations.
- Many were encouraged to by teachers (often by the promise that it would look good on their cv). Some felt that teachers put too much pressure on them to stand as candidates/become HYV reps.

- Associations were made between free tickets promised in the Highland 2007 packs and standing as a candidate.⁵
- The information provided was not detailed or specific enough to tell people what they would actually do as HYV members. The Highland 2007 publicity information was considered childish and this coloured people's attitudes to HYV.
- The presentations had both positive and negative effects in terms of encouraging voting.
- Online voting got both good and bad feedback. Access to computers was a problem for some.
- Some felt that their paper ballot was compulsory.
- Hustings, speeches and campaigns encouraged people to vote.
- Lack of information about HYV and the candidates standing had negative effects on voting.

Summary of suggestions

- Communication between HYV and schools needs to be improved.
- Information needs to be more precise and better designed. More detailed information needs to be available.
- HYV reps need to present their experience of HYV meetings (e.g. Carbisdale) to the rest of the school.
- Previous members should be more involved.⁶
- Positive publicity about HYV, what meetings are like and what can be achieved. (Explain benefits to both voters and potential candidates)
- Manifestos should be publicised –e.g. a manifesto notice board. Include photos of candidates.

Conclusions

- There was still a feeling that few people understood what HYV really did and that the information provided did not really close this gap. However, this was less stridently expressed than in the 2004 workshop. Also, more information avenues (like the presentation) were acknowledged and mentioned in a positive way.
- The website and online voting was mentioned in both positive and negative contexts –to almost the same extent.
- There is a large communication gap between HYV and the schools.
- Sending out the elections mailing together with the Highland 2007 material meant that schools received a large amount of information to process at once and implied a strong connection between the 2 events.

5.2 Feedback forms from teaching staff

Only 5 schools completed the feedback form. Lochaber were not asked to complete the form, as their election coordinator had been interviewed. His comments are

⁵ Information about Highland 2007 had been distributed in the same mailing as the elections information. <http://www.highland2007.com/>

⁶ One previous HYV member tried to give presentations at school, but was restricted to lower years (who couldn't vote) and prevented from using PowerPoint.

summarised with the others. Of the schools that completed the form, 2 had held online elections, 2 paper ballots and in one the election was uncontested.

- 4/5 election coordinators had been involved in previous HYV elections.
- They were satisfied with the information received about the election, though one would have liked more information before the summer break.
- 2 election coordinators had used the website and found it helpful

Publicising the elections

- All had displayed posters and made announcements
- One school had been visited “by HYV”
- 2 had chased up the PowerPoint and shown it themselves.
- In 2 others it’s not clear who organised the presentations.
- 2 schools definitely held hustings. One didn’t.
- One school claimed its students’ “natural reticence” was responsible for the lack of candidates.

Suggestions

- The logins as an XL spreadsheet
- More posters.
- An interesting, captivating PowerPoint presentation
- A longer voting period
- More contact from HYV between elections – a higher profile throughout the year.
- More awareness from HYV reps of their representative role within schools
- One school was unhappy that students could nominate themselves directly to HYV without going through the school.

5.3 Observation of online voting

Online voting was observed during one lunchtime at Lochaber High School. Students had been encouraged to use the computers in the library at lunchtime to vote.

- Computers were arranged round the edge of the library. They seemed to be due for an upgrade – running windows 98, with low screen resolutions (most 800 * 600) and mice without scroll balls.
- No information about the election was displayed in the library – i.e. no posters or website URLs advertised.
- Most of the students had forgotten their logins or left them in their lockers. Though I saw one student produce his bit of paper!
- Students I observed are S1 and S2 and didn’t know many of the candidates
- They did look at the candidates, turnout and my school pages.
- Tried to get to voting via clicking on the turnout graphic

I showed 2 students where the forums are and encouraged them to take part. One of them was going to avoid the Highland Promise discussion as its title was repeated in Gaelic (and he said he wasn’t good at Gaelic).

6. HYV Elections 2006: school by school

6.1 Information from 2006:

1. Voting method 2006
Either the method the schools said they intended to use or uncontested if they didn't have enough candidates.
2. Turnout 2006
Where available.
3. Candidates
Some candidates put their names forward/were put forward after the elections. i.e. They were chosen as representatives without being candidates. This was in order to become members (a issue/bug within the website).
4. Feedback from teaching staff
Teaching staff/election coordinators were asked to complete a feedback form, whether their school had voted or not. Few feedback forms were received. Comments have been summarised.
5. Feedback from Carbisdale attendees
 - Comments have been summarised where necessary.
 - Gathered through the elections evaluation workshop 04/11/2006
 - The number that attended is from the pre-Carbisdale list of attendees. It is not an accurate picture of who actually attended, but close.
 - Most of the feedback gathered during this workshop was anonymous and not associated with specific schools.

6.2 Comparison with previous years

1. Method and Turnout
Lists voting method and turnout figures (where available) for the 4 elections from 2000.
For schools voting online, this information comes from ITC. For all other methods, the information comes from staff at that school.
2. Candidates.
Number of candidates for the 4 elections from 2000

6.3 Comments

Any additional information.
Any apparent discrepancies or irregularities.

6.4 Alness Academy

Information from 2006

1. Voting method 2006: Uncontested
2. Turnout 2006: N/A
3. Candidates : 0 (2 posted after the voting)
Maximum number of reps: 2
4. Feedback from teaching staff
No feedback received.
5. Feedback from Carbisdale attendees
As far as we know, Alness Academy was not represented at Carbisdale.

Comparison with previous years

Method and Turnout

| | |
|------|-------------|
| 2000 | paper 34% |
| 2002 | online 11% |
| 2004 | paper 52% |
| 2006 | uncontested |

Candidates

| |
|----------|
| 2000 - 4 |
| 2002 - 3 |
| 2004 - 5 |
| 2006 - 0 |

Comments

6.5 Ardnamurchan High

Information from 2006

1. Voting method 2006: paper
2. Turnout 2006: Unknown. Percentage cast = 30%
3. Candidates : 5
Maximum number of reps: 2
4. Feedback from teaching staff
No feedback received.
5. Feedback from Carbisdale attendees
2 attendees. Feedback indicates than election was held, but they were not satisfied with it.

Comparison with previous years

Method and Turnout

| | |
|------|--------------------------------------|
| 2000 | school not established |
| 2002 | uncontested |
| 2004 | online 61% |
| 2006 | paper – turnout unknown (% cast= 30) |

Candidates

| | |
|------|-----|
| 2000 | N/A |
| 2002 | - 2 |
| 2004 | - 3 |
| 2006 | - 5 |

Comments

6.6 Charleston Academy

Information from 2006

1. Voting method 2006: House Council
2. Turnout 2006: N/A
3. Candidates : 0 (2 posted after the voting)
Maximum number of reps: 3
4. Feedback from teaching staff
No feedback received.
5. Feedback from Carbisdale attendees
2 attendees. Teachers told them to become HYV reps.

Comparison with previous years

Method and Turnout

| | |
|------|----------------|
| 2000 | meeting |
| 2002 | school council |
| 2004 | uncontested |
| 2006 | house council |

Candidates

| |
|------------------|
| 2000 - 2 |
| 2002 – no record |
| 2004 - 0 |
| 2006 - 0 |

Comments

A mismatch between the method described by the school and that described by the attendees at Carbisdale.

6.7 Culloden Academy

Information from 2006

1. Voting method 2006: Uncontested
2. Turnout 2006: N/A
3. Candidates : 0 (2 posted after the voting)
Maximum number of reps: 3
4. Feedback from teaching staff
No feedback received.
5. Feedback from Carbisdale attendees
1 attendee. That the election was uncontested

Comparison with previous years

Method and Turnout

| | |
|------|-------------|
| 2000 | uncontested |
| 2002 | uncontested |
| 2004 | uncontested |
| 2006 | uncontested |

Candidates

| |
|----------|
| 2000 - 0 |
| 2002 - 2 |
| 2004 - 0 |
| 2006 - 0 |

Comments

6.8 Dingwall Academy

Information from 2006

1. Voting method 2006: Online
2. Turnout 2006: 69%
3. Candidates : 8
Maximum number of reps: 3
4. Feedback from teaching staff
From completed feedback form:
 - Involvement in previous elections? 2000, 2002, 2004
 - Found HYV website very helpful
 - To recruit candidates: posters v, announcement v, Discussions in social education
 - Prominence in Modern Studies
 - Would like a slightly longer voting period and an XL spreadsheet of logins.
5. Feedback from Carbisdale attendees
3 attendees: They stood for election and won by vote.

Comparison with previous years

Method and Turnout

| | |
|------|-------------|
| 2000 | online: 46% |
| 2002 | online: 49% |
| 2004 | online: 45% |
| 2006 | online: 69% |

Candidates

| |
|----------|
| 2000 - 9 |
| 2002 - 9 |
| 2004 - 6 |
| 2006 - 8 |

Comments

Note that the turnout figure shown on the HYV website is actually the percentage of votes cast.

ITC visited Dingwall Academy in 2004 to observe online voting. This included a discussion with their Election Coordinator.

ITC also visited Dingwall in June 2004 as part of the Your Voice forum pilots.

6.9 Dornoch Academy

Information from 2006

1. Voting method 2006: paper
2. Turnout 2006: unknown : Percentage cast= 75%
3. Candidates : 5
Maximum number of reps: 2
4. Feedback from teaching staff
No feedback received
5. Feedback from Carbisdale attendees
2 attendees: A paper ballot described as 'compulsory'.

Comparison with previous years

Method and Turnout

| | |
|------|--------------------------------------|
| 2000 | online 45% |
| 2002 | online 46% |
| 2004 | online 14% |
| 2006 | paper – turnout unknown (% cast= 75) |

Candidates

| |
|----------|
| 2000 - 3 |
| 2002 - 3 |
| 2004 - 3 |
| 2006 - 5 |

Comments

Carbisdale attendees said there were 6 candidates.

6.10 Drummond School

Information from 2006

1. Voting method 2006: paper
2. Turnout 2006: unknown : percentage cast= 24%
3. Candidates : 5 candidates (1 with no manifesto)
Maximum number of reps: 3
4. Feedback from teaching staff
No feedback received
5. Feedback from Carbisdale attendees
2 attendees: Told to become HYV reps by teaching staff.

Comparison with previous years

Method and Turnout

| | |
|------|--------------------------------------|
| 2000 | paper 80% |
| 2002 | online 71% |
| 2004 | uncontested |
| 2006 | paper – turnout unknown (% cast= 24) |

Candidates

| |
|----------|
| 2000 - 0 |
| 2002 - 5 |
| 2004 - 0 |
| 2006 - 5 |

Comments

6.11 Farr High

Information from 2006

1. Voting method 2006: uncontested
2. Turnout 2006: N/A
3. Candidates : 2 candidates
Maximum number of reps: 2
4. Feedback from teaching staff
No feedback received
5. Feedback from Carbisdale attendees
2 attendees: Election uncontested as only 2 candidates. People did not stand as candidates because they did not know what HYV is.

Comparison with previous years

Method and Turnout

| | |
|------|-------------|
| 2000 | online 89% |
| 2002 | uncontested |
| 2004 | online 98% |
| 2006 | uncontested |

Candidates

| |
|----------|
| 2000 - 4 |
| 2002 - 2 |
| 2004 - 4 |
| 2006 - 2 |

Comments

6.12 Fortrose Academy

Information from 2006

1. Voting method 2006: Online
2. Turnout 2006: 7%
3. Candidates : 3 candidates
Maximum number of reps: 2
4. Feedback from teaching staff
From completed feedback form:
 - Involvement in previous elections? 2000, 2002, 2004
 - Didn't use website as thought is was just for the students
 - To recruit candidates: posters v, announcement v (Would like more posters)
 - No local youth worker contacted the school. Had to acquire the PowerPoint presentation themselves.
 - Students felt the PowerPoint was "boring", "not very good".
 - Staff felt it would not encourage students to be involved in HYV.
 - HYV reps should be made aware of their responsibilities in representing the school.
5. Feedback from Carbisdale attendees
2 attendees: That there was an election.

Comparison with previous years

Method and Turnout

| | |
|------|-------------|
| 2000 | uncontested |
| 2002 | online 37% |
| 2004 | uncontested |
| 2006 | online 7% |

Candidates

| |
|----------|
| 2000 - 2 |
| 2002 - 4 |
| 2004 - 1 |
| 2006 - 3 |

Comments

Note that the turnout figure shown on the HYV website is actually the percentage of votes cast.

6.13 Gairloch High

Information from 2006

1. Voting method 2006: Uncontested.
2. Turnout 2006: N/A
3. Candidates : 1 candidates (plus 1 was added after the election and without a manifesto)
Maximum number of reps: 2
4. Feedback from teaching staff
No feedback received.
5. Feedback from Carbisdale attendees
2 attendees: They chose to become HYV reps.

Comparison with previous years

Method and Turnout

| | |
|------|-------------|
| 2000 | paper 95% |
| 2002 | paper 79% |
| 2004 | paper <80% |
| 2006 | uncontested |

Candidates

| |
|----------|
| 2000 - 0 |
| 2002 - 8 |
| 2004 - 3 |
| 2006 - 1 |

Comments

6.14 Glenurquhart High

Information from 2006

1. Voting method 2006: Uncontested.
2. Turnout 2006: N/A
3. Candidates : 2 candidates.
A third candidate had used the online nomination system, but appears to have been persuaded to stand down.
Maximum number of reps: 2
4. Feedback from teaching staff
No feedback received.
5. Feedback from Carbisdale attendees
2 attendees: There was some promotion. Not enough candidates stood for election, so the 2 that nominated themselves automatically became representatives.

Comparison with previous years

Method and Turnout

| | |
|------|-------------|
| 2000 | online 81% |
| 2002 | paper 63% |
| 2004 | uncontested |
| 2006 | uncontested |

Candidates

| |
|----------|
| 2000 - 3 |
| 2002 - 3 |
| 2004 - 0 |
| 2006 - 2 |

Comments

The third candidate would have meant that Glenurquhart would need to hold an election.

The correct spelling is Glen Urquhart High

6.15 Golspie High

Information from 2006

1. Voting method 2006: Uncontested.
2. Turnout 2006: N/A
3. Candidates : 0 (2 added after the election, without manifestos)
Maximum number of reps: 2
4. Feedback from teaching staff
No feedback received.
5. Feedback from Carbisdale attendees
2 attendees: The teacher asked but “didn’t explain”.

Comparison with previous years

Method and Turnout

| | |
|------|-------------|
| 2000 | uncontested |
| 2002 | uncontested |
| 2004 | uncontested |
| 2006 | uncontested |

Candidates

| |
|----------|
| 2000 - 0 |
| 2002 - 2 |
| 2004 - 0 |
| 2006 - 0 |

Comments

6.16 Grantown Grammar

Information from 2006

1. Voting method 2006: Uncontested.
2. Turnout 2006: N/A
3. Candidates : 2
Maximum number of reps: 2
4. Feedback from teaching staff
From completed feedback form:
 - Little experience of previous HYV elections
 - Local youth worker very helpful
 - To recruit candidates: posters v, announcement v, Presentation at Assembly
 - Were unhappy that students could bypass school and nominate themselves online.
 - Students too 'reticent' to stand. Youth forum a better route into HYV. HYV needs a higher profile throughout the year.
5. Feedback from Carbisdale attendees
1 attendee (no specific feedback)

Comparison with previous years

Method and Turnout

| | |
|------|-------------|
| 2000 | paper 91% |
| 2002 | online 76% |
| 2004 | paper 91% |
| 2006 | uncontested |

Candidates

| |
|----------|
| 2000 - 0 |
| 2002 - 5 |
| 2004 - 4 |
| 2006 - 2 |

Comments

6.17 Invergordon Academy

Information from 2006

1. Voting method 2006: Uncontested.
2. Turnout 2006: N/A
3. Candidates : 2
Maximum number of reps: 2
4. Feedback from teaching staff
No feedback received.
5. Feedback from Carbisdale attendees
2 attendees: That the election was uncontested.

Comparison with previous years

Method and Turnout

| | |
|------|-------------|
| 2000 | online 79% |
| 2002 | uncontested |
| 2004 | uncontested |
| 2006 | uncontested |

Candidates

| |
|----------|
| 2000 - 4 |
| 2002 - 0 |
| 2004 - 0 |
| 2006 - 2 |

Comments

6.18 Inverness High

Information from 2006

1. Voting method 2006: Pupil council meeting
2. Turnout 2006: N/A
3. Candidates : 0 (1 candidate added after the elections)
Maximum number of reps: 2
4. Feedback from teaching staff
No feedback received.
5. Feedback from Carbisdale attendees
1 attendee: Stood for election. No vote

Comparison with previous years

Method and Turnout

| | |
|------|--------------------------------------|
| 2000 | uncontested |
| 2002 | paper – turnout unknown (% cast= 51) |
| 2004 | uncontested |
| 2006 | pupil council meeting |

Candidates

| |
|----------|
| 2000 - 1 |
| 2002 - 3 |
| 2004 - 0 |
| 2006 - 1 |

Comments

There seems to be some discrepancy between the attendees comment that they stood for election, the number of candidates (0) and the school's "Council Meeting".

6.19 Inverness Royal Academy

Information from 2006

1. Voting method 2006: Uncontested
2. Turnout 2006: N/A
3. Candidates : 3
Maximum number of reps: 3
4. Feedback from teaching staff
No feedback received.
5. Feedback from Carbisdale attendees
2 attendees: 2 people stood, automatically elected

Comparison with previous years

Method and Turnout

| | |
|------|---------------------------------------|
| 2000 | paper 83% |
| 2002 | paper – turnout unknown (% cast = 51) |
| 2004 | uncontested |
| 2006 | uncontested |

Candidates

| |
|----------|
| 2000 - 5 |
| 2002 - 8 |
| 2004 - 0 |
| 2006 - 3 |

Comments

Mismatch between the attendees implied number of candidates (2) and the Carbisdale attendees (2) and the record of candidates we have (3).

6.20 Kilchuimen Academy

Information from 2006

1. Voting method 2006: Uncontested
2. Turnout 2006: N/A
3. Candidates : 0 (2 added after the elections, without manifestos)
Maximum number of reps: 2
4. Feedback from teaching staff
No feedback received.
5. Feedback from Carbisdale attendees
2 attendees: Previous reps were asked to stand again.

Comparison with previous years

Method and Turnout

| | |
|------|-------------|
| 2000 | uncontested |
| 2002 | uncontested |
| 2004 | uncontested |
| 2006 | uncontested |

Candidates

| |
|----------|
| 2000 - 2 |
| 2002 - 0 |
| 2004 - 2 |
| 2006 - 0 |

Comments

6.21 Kingussie High

Information from 2006

1. Voting method 2006: Paper

2. Turnout 2006: 87%

3. Candidates : 5

Maximum number of reps: 2

4. Feedback from teaching staff

From completed feedback form:

- Involvement in previous elections? 2002, 2004
- Did not use the HYV website much
- Would have liked more posters and add boards.
- To recruit candidates: posters v, announcement v, Candidates addressed whole school assembly with their manifesto.
- “Not convinced about on-line elections – better to be in-house where the pupils are directly involved – some acting as election agents and helpers.”

5. Feedback from Carbisdale attendees

2 attendees [?]: 5 people stood so there were speeches and elections (voting).

Comparison with previous years

Method and Turnout

| | |
|------|---------------------------------------|
| 2000 | paper 85% |
| 2002 | paper – turnout unknown (% cast = 81) |
| 2004 | uncontested |
| 2006 | paper 87% |

Candidates

| |
|----------|
| 2000 - 7 |
| 2002 - 4 |
| 2004 - 0 |
| 2006 - 5 |

Comments

6.22 Kinlochbervie High

Information from 2006

1. Voting method 2006: Online
2. Turnout 2006: 70%
3. Candidates : 4
Maximum number of reps: 2
4. Feedback from teaching staff
No feedback received
5. Feedback from Carbisdale attendees
2 attendees: Stood for election. Won by vote

Comparison with previous years

Method and Turnout

| | |
|------|-------------|
| 2000 | online 86% |
| 2002 | online 82% |
| 2004 | uncontested |
| 2006 | online 70% |

Candidates

| |
|----------|
| 2000 - 4 |
| 2002 - 3 |
| 2004 - 2 |
| 2006 - 4 |

Comments

Note that the turnout figure shown on the HYV website is actually the percentage of votes cast.

6.23 Kinlochleven High

Information from 2006

1. Voting method 2006: Uncontested
2. Turnout 2006: N/A
3. Candidates : 2
Maximum number of reps: 2
4. Feedback from teaching staff
No feedback received
5. Feedback from Carbisdale attendees
2 attendees: That the election was uncontested

Comparison with previous years

Method and Turnout

| | |
|------|-------------|
| 2000 | paper 71% |
| 2002 | uncontested |
| 2004 | uncontested |
| 2006 | uncontested |

Candidates

| |
|----------|
| 2000 - 4 |
| 2002 - 2 |
| 2004 - 2 |
| 2006 - 2 |

Comments

6.24 Lochaber High

Information from 2006

1. Voting method 2006: Online
2. Turnout 2006: 9%
3. Candidates : 5
Maximum number of reps: 3
4. Feedback from teaching staff
Via interview and observation
Pupils were directed to the website by election coordinator – didn't seem to go their voluntarily. No adverts for website or elections (i.e. no URL) in the library where the computers were.
Election coordinator promoted the election, especially in Modern Studies, including showing the website via projector. Found the website very informative. No contact from local youth worker. Chased up PowerPoint and showed it themselves to each year in assembly. This seems to have helped get candidates.
5. Feedback from Carbisdale attendees
3 attendees: Electronic voting but people were unaware.

Comparison with previous years

Method and Turnout

| | |
|------|-------------|
| 2000 | paper 33% |
| 2002 | uncontested |
| 2004 | uncontested |
| 2006 | online 9% |

Candidates

| | |
|------|-----|
| 2000 | - 4 |
| 2002 | - 2 |
| 2004 | - 0 |
| 2006 | - 5 |

Comments

Note that the turnout figure shown on the HYV website is actually the percentage of votes cast.

From Lochaber observation notes, 26th September, 2006:

- 'old' computers – (5 years old?) Windows 98; Small screens and low resolutions, though most 800*600; Mice without scroll balls.
- Arranged round edge of library; Library only made available for about half an hour at lunchtime for using the computers; No URLs or posters displayed in the library.
- Most of the students had forgotten their logins or left them in their lockers. I saw one student produce his bit of paper!
- Browser Alert/auto complete messages on submitting all forms.

- Students I observed are S1 and S2 and didn't know many of the candidates. They did look at the candidates, turnout and my school pages.
- Tried to get to voting via clicking on the turnout graphic (maybe as it had been pointed out in their demo?)

I showed 2 students where the forums are and encouraged them to take part. One of them was going to avoid the Highland Promise discussion as its title was repeated in Gaelic (and he said he wasn't good at Gaelic)

6.25 Mallaig High

Information from 2006

1. Voting method 2006: Uncontested
2. Turnout 2006: N/A
3. Candidates : 2
Maximum number of reps: 2
4. Feedback from teaching staff
No feedback received.
5. Feedback from Carbisdale attendees
2 attendees: They stood for election, but it was uncontested.

Comparison with previous years

Method and Turnout

| | |
|------|---|
| 2000 | online 92% |
| 2002 | online 41% |
| 2004 | paper 80% (though it seems that each pupil only had one vote) |
| 2006 | uncontested |

Candidates

| |
|----------|
| 2000 - 6 |
| 2002 - 5 |
| 2004 - 3 |
| 2006 - 2 |

Comments

6.26 Millburn Academy

Information from 2006

1. Voting method 2006: paper
2. Turnout 2006: 40%
3. Candidates : 4
Maximum number of reps: 3
4. Feedback from teaching staff
No feedback received.
5. Feedback from Carbisdale attendees
2 attendees: People were encouraged to vote by paper ballot at lunchtimes.

Comparison with previous years

Method and Turnout

| | |
|------|-----------|
| 2000 | paper 48% |
| 2002 | paper 48% |
| 2004 | paper 32% |
| 2006 | paper 40% |

Candidates

| |
|-----------|
| 2000 - 5 |
| 2002 - 12 |
| 2004 - 6 |
| 2006 - 4 |

Comments

6.27 Nairn Academy

Information from 2006

1. Voting method 2006: uncontested.
2. Turnout 2006: N/A
3. Candidates : 3
Maximum number of reps: 3
4. Feedback from teaching staff
No feedback received.
5. Feedback from Carbisdale attendees
3 attendees: The election was uncontested

Comparison with previous years

Method and Turnout

| | |
|------|---------------------------------------|
| 2000 | uncontested |
| 2002 | uncontested |
| 2004 | paper – turnout unknown (% cast = 65) |
| 2006 | uncontested |

Candidates

| |
|----------|
| 2000 - 2 |
| 2002 - 6 |
| 2004 - 5 |
| 2006 - 3 |

Comments

6.28 Plockton High

Information from 2006

1. Voting method 2006: paper
2. Turnout 2006: unknown: percentage cast = 65%
3. Candidates : 4
Maximum number of reps: 2
4. Feedback from teaching staff
No feedback received.
5. Feedback from Carbisdale attendees
1 attendee: Stood for election. Won by vote

Comparison with previous years

Method and Turnout

| | |
|------|--------------------------------------|
| 2000 | online 83% |
| 2002 | uncontested |
| 2004 | online 13% |
| 2006 | paper – turnout unknown (% cast =65) |

Candidates

| |
|----------|
| 2000 - 4 |
| 2002 - 0 |
| 2004 - 5 |
| 2006 - 4 |

Comments

6.29 Portree High

Information from 2006

1. Voting method 2006: paper
2. Turnout 2006: unknown: percentage cast = 65%
3. Candidates : 4
Maximum number of reps: 2
4. Feedback from teaching staff
No feedback received.
5. Feedback from Carbisdale attendees
1 attendee: Stood for election. Won by vote

Comparison with previous years

Method and Turnout

| | |
|------|--------------------------------------|
| 2000 | online 83% |
| 2002 | uncontested |
| 2004 | online 13% |
| 2006 | paper – turnout unknown (% cast =65) |

Candidates

| |
|----------|
| 2000 - 2 |
| 2002 - 4 |
| 2004 - 0 |
| 2006 - 4 |

Comments

6.30 Tain Royal Academy

Information from 2006

1. Voting method 2006: paper
2. Turnout 2006: unknown: percentage cast = 68%
3. Candidates : 5
Maximum number of reps: 2
4. Feedback from teaching staff
From completed feedback form:
Involvement in previous elections? 2000, 2002, 2004
Would have liked info earlier – in June.
Did not use the HYV website
To recruit candidates: posters v, announcement v, HYV leaflet, Visit from HYV
5. Feedback from Carbisdale attendees
2 attendees: Elected by whole school

Comparison with previous years

Method and Turnout

| | |
|------|---------------------------------------|
| 2000 | paper 51% |
| 2002 | paper 84% |
| 2004 | uncontested |
| 2006 | paper –turnout unknown (% cast = 68%) |

Candidates

| |
|----------|
| 2000 - 6 |
| 2002 - 4 |
| 2004 - 0 |
| 2006 - 5 |

Comments

6.31 Thurso High

Information from 2006

1. Voting method 2006: uncontested
2. Turnout 2006: N/A
3. Candidates : 3
Maximum number of reps: 3
4. Feedback from teaching staff
No feedback received.
5. Feedback from Carbisdale attendees
2 attendees: no specific comments

Comparison with previous years

Method and Turnout

| | |
|------|---------------------------------------|
| 2000 | online 48% |
| 2002 | paper – turnout unknown (% cast = 70) |
| 2004 | uncontested |
| 2006 | uncontested |

Candidates

| |
|----------|
| 2000 - 6 |
| 2002 - 4 |
| 2004 - 2 |
| 2006 - 3 |

Comments

6.32 Ullapool High

Information from 2006

1. Voting method 2006: uncontested
2. Turnout 2006: N/A
3. Candidates : 2
Maximum number of reps: 2
4. Feedback from teaching staff
No feedback received.
5. Feedback from Carbisdale attendees
2 attendees: One volunteered; one felt coerced.

Comparison with previous years

Method and Turnout

| | |
|------|-------------|
| 2000 | uncontested |
| 2002 | online 46% |
| 2004 | online 60% |
| 2006 | uncontested |

Candidates

| |
|----------|
| 2000 - 2 |
| 2002 - 3 |
| 2004 - 4 |
| 2006 - 2 |

Comments

6.33 Wick High

Information from 2006

1. Voting method 2006: online
2. Turnout 2006: 11%
3. Candidates : 6
Maximum number of reps: 2
4. Feedback from teaching staff
No feedback received.
5. Feedback from Carbisdale attendees
3 attendees: Electronic voting but people unaware. Low turnout.

Comparison with previous years

Method and Turnout

| | |
|------|-------------|
| 2000 | paper 79% |
| 2002 | uncontested |
| 2004 | uncontested |
| 2006 | online 11% |

Candidates

| |
|----------|
| 2000 - 4 |
| 2002 - 3 |
| 2004 - 3 |
| 2006 - 6 |

Comments

Note that the turnout figure shown on the HYV website is actually the percentage of votes cast.

6.34 Youth Forums

All forums have a maximum of 4 reps each.

Badenoch and Strathspey Youth Forum

Feedback from Carbisdale attendees

2 attendees: 1 – “uncontested”

2& 3 – “voted by school”

Caithness Youth Forum

Feedback from Carbisdale attendees

3 attendees: “through youth forum”

Inverness Youth Forum

Feedback from Carbisdale attendees

3 attendees: “Uncontested”

Nairn Youth Forum

Feedback from Carbisdale attendees

4 attendees: (no comment)

Lochaber Youth Forum

Feedback from Carbisdale attendees

4 attendees: (no comment)

Ross-Shire Youth Forum

Feedback from Carbisdale attendees

3 attendees: “through youth forum”

Sutherland Youth Forum

Feedback from Carbisdale attendees

2 attendees: “through youth forum”

Skye and Lochalsh Youth Forum

Feedback from Carbisdale attendees

2 attendees: “Elected through youth forum”

7. Conclusions and recommendations

The elections saw a good rise in the number of candidates standing. This led to a small rise in the number of schools holding elections. However, turnout figures still fell.

HYV should aim to spread the increase in candidates to all schools so that they hold elections, thereby extending the opportunity to all students to take part. Presentations seem to have encouraged candidates to stand. These should be extended to all schools.

More needs to be done to explain what HYV does and why people should get involved: either by supporting the elections (teachers), standing as candidates (students) or voting (all students). HYV members need to be involved in this process.

Communication between HYV and the schools should be improved and strengthened throughout the year, not just attempted at election time. Regular newsletters were suggested by both staff and students.

Collating information about schools across the 4 elections is revealing. Perhaps the differences between schools should be investigated further, with stronger promotion aimed at some schools (e.g. ones which have never held an election).

7.1 The online voting system

The online voting system is a convenient mechanism for some schools. If promoted appropriately it can lead to a rounded election experience and reasonable levels of turnout. This however, takes time (mostly lesson time), staff support and reasonable access to the Internet.

Schools wishing to use the voting system without investing too much staff time, need to look at ways to promote use of the system for voting. Suggestions include:

- General publicity and support for the election offline (posters, hustings, presentations announcements) to generate interest and enthusiasm.
- A concentration of advertising and information next to the computers – e.g. posters and website URL displayed.
- Distribution of logins on actual voting days, making their function clear.
- Additional or extended access to technology.

8. Appendices

8.1 List of information sent to schools

Copies of these are available from the HYV office.

Highland Youth Voice, Highland Council, Glenurquhart Road, Inverness, IV3 5NX

Telephone: 01463 702026

Fax: 01463 711177

May

Letter promoting the elections from Bruce Robertson (Director of Education, Culture and Sport).

August

Options form for voting method (to be returned in freepost envelope provided)

- Timetables giving times for election requirements (included as an appendix to this report)
- Election procedures for a paper ballot
- Election procedures for an online election⁷
- Example ballot paper
- Member job description
- Overview of what HYV does
- Plastic pack containing nomination forms and information leaflets (to be displayed alongside posters)
- Posters – 3 posters for nominations (1 x A3 size & 2 x A4 size) and 3 posters for voting (1 x A3 & 2 x A4 size).
- Getting Involved leaflet to be distributed to all pupils.
- Covering letter

⁷ Both available on the HYV website:
<http://www.highlandyouthvoice.org/RepsElections/elections2006.asp>

8.2 HYV Elections 2006: timetable for schools



What we need from schools

| What | When |
|---|---|
| Contact details for your Youth Voice contact for the election process: name, email and contact number | As soon as possible. |
| A suggested date and time for us to ring the coordinator. | As soon as possible. |
| An early idea of whether your school will vote online or by paper ballot, presuming enough candidates stand. | By the end of the summer term. |
| An agreed date for a local team to visit your school and give a presentation after the summer break. | By the end of the summer term. |
| <i>Summer break</i> | |
| Publicity for the elections and encouragement for people to stand as candidates. e.g. <ul style="list-style-type: none"> • put up posters (which we provide) • Announcement in assembly or as 'daily news' • Encouragement to visit HYV website | From the beginning of autumn term |
| School rolls for our electoral rolls. This will be dealt with by the Education Help Desk | By 4 th September. |
| Nomination forms as they are completed | Monday 4 th to Friday 14 th September |
| Deadline for nominations | Friday 14 th September, midday |
| <p><i>Before the voting starts we will need:</i></p> <ul style="list-style-type: none"> • You to check that all your school's candidates are listed on the HYV website • How your schools will vote (paper ballot or online) • Anything else you will need for the elections (e.g. loan of ballot boxes) • You to distribute logins to all students – especially if your school is voting online. • Schools voting online may want to arrange organised or extra access to the Internet. • Schools voting online will need to publicise the elections website address: http://www.highlandyouthvoice.org/Elections/ | |

| | |
|---|---|
| <ul style="list-style-type: none"> • Schools holding a paper ballot will need to print ballot papers and organise voting. | |
| <p><i>Voting</i></p> <p>Friday 22nd to Thursday 28th September 2006 (4pm)</p> | |
| <p><i>Results</i></p> <p>For schools voting online :</p> <ul style="list-style-type: none"> • We will calculate the results, contact you and publish them on the website. • You will need to publish them within the school. <p>For schools holding a paper ballot:</p> <ul style="list-style-type: none"> • You will need to count the votes, calculate the results and publish them within the school. • You will also need to let us know the results, including the number of votes received by each candidate and the turnout. | <p>Friday 29th September</p> |
| <p><i>After the elections</i></p> <p>We would appreciate your help with gathering feedback on the process.</p> | |

Elections timetable

| | |
|---|--|
| HYV elections 'Roadshow' visits your school | Late August |
| Nominations period | Monday 4 th to Friday 14 th September |
| Voting | Friday 22 nd to Thursday 28 th September (4pm) |
| Results published | Friday 29 th September |

8.3 Timetable of HYV office activities

3rd May – letter of notification from Bruce to Secondary Head Teachers informing them of HTV elections next term and asking for confirmation of the HYV Coordinator for each school.

31st July – Pablo emailed Head Teachers requesting outstanding names for Coordinator.

10th August – awaiting confirmation from 4 schools of Coordinator.

17th August – Pablo emailed Head Teachers notifying them of dispatch of election packs.

21st August – election packs delivered to all schools by this date. Election packs included – posters for encouraging nominations and voting; Nomination form; ballot paper; procedures and timetable.

25th August – date for notifying preferred voting method (only 14 out of the 30 schools responded).

4th – 15th September – promote elections and candidates to take nomination forms and return by 15th September.

5th September – Bruce sent out email to Head Teachers notifying them of 2007 agent letter going out.

8th September – Highland 2007 agents letters and website log in cards dispatched and delivered to schools 11th September so as to encourage interest in standing for HYV due to small number of nominations so far.

20th September - Nomination deadline extended.

22nd – 25th September – voting to take place.

29th September – notification of successful candidates by schools to Youth office.

4th October – still chasing 4 schools for information.

8.4 Elections evaluation workshop plan, Carbisdale, 2006

Time

Saturday 4th November, 11:30 till 1pm

Attendees

All young people attending the parliament meeting, plus enough facilitators for 5 or 6 break out groups.

Aims

Evaluate the HYV elections process (online and offline) with a view to improving them.

- Find out about their experiences of the elections, especially in schools
- Find out how they became members where elections were not held
- How can we encourage people to stand as candidates?
- How can we encourage people to vote?

Background

Elections for HYV members were held in September 2006. Each school has 2 or 3 representatives (depending on size). Each Youth Forum (by Council area) has 4 representatives. All secondary school students can vote. These are the 4th HYV elections: 2000, 2002, 2004 and 2006.

13/30 schools had enough candidates to hold an election (compared to 12 in 2004). Schools which held an election could vote using a paper ballot system or the online voting system on the HYV website. The choice was made by the school and included the whole school – i.e. it is not possible the mix types of election within one school.

See HYV elections summary.doc

For more information about the elections see

<http://www.highlandyouthvoice.org/Elections/>

Introduction - 11:30 to 11:40

Everyone in one place for an introduction to the workshop.

Materials: PowerPoint including workshop plan and slide of grid.

Ella and Mike will introduce the aims of the workshop and outline the plan, including showing a picture of the 'grid' (see below).

Everyone will be told what groups they are in and where each group is meeting.

Into groups - 11:40 to 11:45

About 5 groups of about 12 people.

Materials: post-it notes for small groups, pre-drawn grid on A0 sheet of paper.

11:45 to 11:50

A quick introduction or icebreaker (5 minutes max) is needed here as some of the group may be new to each other.

11:50 to 11:55

Facilitator makes sure everyone knows what they're doing next (answering questions in 3s on post-its). Break into small groups of 3: each group provided with question sheets, post-it notes and pen.

In small groups (of about 3) 11:55 to 12:10

Each person in the group will tell the other 2, how they came to be an HYV member: e.g. elected through a school election, volunteered at a youth forum meeting. Youth forum reps can also talk about the elections in their school.

Each 3 then needs to answer these 6 questions on post-it notes.

- What worked as a way to explain what HYV does (and explain why the election was being held)?
- What didn't work as a way to explain what HYV does?

- o What worked as a way to get candidates (and make you want to be a member)?
- o What didn't work as a way to get candidates?





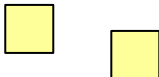
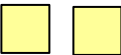
- What worked as a way to get people to vote (if an election was held)?
- What didn't work as a way to get people to vote?


The answers should be written on post-its and placed on the larger group's grid (see below). In theory, each group of 3 should write one post-it for each of the questions. In practice, if the 3 people's experiences are very different, they may write more than one post-it for a question or none if that question's irrelevant to all of them.

Back into groups - 12:10 to 12:20

When the 3s have written their post-its the larger groups should get back together. Each 3 should put their post-its on the group's grid while explaining to the larger group, why they've written what they have - i.e. how it came out of their experience of the elections.

The grid for a group of about 12 people at this stage:




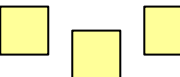

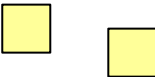

| | What worked? | What didn't work? | Suggestions |
|-------------------------------------|---|--|--------------------------------|
| To explain what HYV is/does: |  |  | This is blank at the moment... |
| To get candidates: |  |  | |
| To get people to vote: |  |  | |

 - a post-it from a group of 3 with the answer written on.

Suggestions - 12:20 to 12:30

The larger group then needs to come up with **3 suggestions** about the elections. These can relate to the 3 parts of the left hand column (explain what HYV does, get candidates, get people to vote), but they don't have to. These are added as post-its to the grid.

The final grid for a group of about 12 people.

| | What worked? | What didn't work? | Suggestions |
|-------------------------------------|--|---|---|
| To explain what HYV is/does: |  |  |  |
| To get candidates: |  |  | |
| To get people to vote: |  |  | |

The group should also decide on a speaker (or group of speakers) who will be happy to present **the 3 suggestions** to everyone.

Everyone in one place - 12:30 -1pm

Everyone back into one place.

The presenter(s) for each group hold up their grid and present their 3 suggestions. Each group has about 4 minutes to present suggestions – just over a minute per suggestion.

8.5 Elections evaluation workshop – post-its

Some comments have been anonymised. Some spelling has been corrected.
One bullet point = one post-it

What worked to explain what HYV does?

- Golem posters/posters, word of mouth, PowerPoint
- Told by teachers, assembly, presentations@ for example Carbisdale
- Giving out leaflets + teacher talk. To give everyone an equal chance
- Posters, leaflets, youth forum, word of mouth
- Website
- Forum – a presentation done by the old HYV members
- School: roadshow to promote youth voice worked well and got some people interested
- Youth workers and website. [school] didn't have an election because there was only 2 candidates
- [2 schools] had a sort of election but not proper
- Website, talking to youth worker/former reps, bring back the roadshow
- Nothing! Oh no...
- Newsletter, youth voice letter, word of mouth, leaflet, email/Internet
- Former members: presentation
- Information from youth workers
- Presentations (power point) in schools at assemblies
- Presentation given by previous HYV reps.

What didn't work to explain what HYV does?

- Powerpoints were done but nothing worked as no one wanted to do it
- PowerPoint. Not enough info from teachers
- "Top Secret" letters
- Teacher explanation
- No publicity
- Teachers not very knowledgeable
- Leaflets were not very precise
- No publicity, lack of interest
- Poorly explained
- Before I came here I didn't know what youth voice was
- School. No presentation by young people. Everyone only knew about it because of the 007 letter
- Not enough preparation for presentation
- We didn't get the chance to do presentations
- School: when adults came to give youth voice presentation
- Not enough info to encourage pupils in my school. Wasn't much promotion round my school. Teachers just trying to pick pupils
- Teachers standing up given useless information
- 2 There was no presentations or anything about HYV. In [school] no one really knows what HYV is, so no one put their names forward.
- Didn't fully understand what Youth Voice was all about – lack of info

- Leaflets, website
- No communication. Information wasn't well presented
- Teachers telling you about it. Posters
- Weren't told enough (candidates and voters). Wasn't explained well. Posters didn't work.
- Only found out through youth group – not through school
- Handing out leaflets
- Little info
- Not doing anything

What worked to get candidates?

- Looks good on c.v., word of mouth, bulletins on school notices, meetings
- Free tickets, activities, word of mouth, opportunities to give opinions, looks good on cv
- My teacher gave me us an idea of what would happen and she said it was fun
- Good experience
- Incentives
- Value for c.v.
- Free-bees
- Youth forum, pulling at their interest
- Good time – meet new people
- Visiting speeches (across 4 squares of grid)
- Invited to join as a young carer
- School: road shows
- Forum –HYV members did the presentation and made it sound exciting and fun
- It looks good on CV
- Nothing bad –no problems
- Elected/elected by default, fair elections, bribery with sweets, adds to CV
- Were told to stand as candidates because it would look good on CV's for future employment
- Elections roadshows around schools. Incentives (when we heard about them)
- Intrigue was raised
- 2 free tickets
- Was allowed to put a presentation to 1st-3rd year, who can vote, but not to 4th -6th year who can stand for election (across 2 squares)
- Tell people you get the day off school. Get cool trips. Get to influence people
- Assembly presentation. Free tickets. Former members talking about previous experiences.
- Assembly in school – giving out nomination forms to everyone
- Presentations. Past reps speaking to people
- Give presentations. More available info. More present HYV reps. More mentioned.

What didn't work to get candidates?

- PowerPoint , lack publicity, not enough info, not good website
- Not knowing enough information about the candidate
- Not enough info on what is involved. People don't want to do a lot of work or have responsibilities. Not knowing people from other areas.

- Not enough information
- Not enough information
- 007 fliers (childish publicity)
- Stereotypical posters
- Visiting speeches (across 4 squares of grid)
- School: not giving enough information about how to become candidates from schools
- No notice board
- School: we held a meeting that only 3 ex-reps turned up to. We ended up being re-elected uncontested. Not enough publicity
- Current/previous Youth Voice reps (regardless of school) to give presentation; info DVD – showing residential etc; explain importance of role more clearly
- No information/or enough information was given
- The person/people might possess the required qualities (if they were self-nominated); only one person had to vote for you – should have been more
- Was allowed to put a presentation to 1st-3rd year, who can vote, but not to 4th -6th year who can stand for election (across 2 squares)
- Not hearing about incentives. Lack of clarity as to what we would do. Too many reps in some schools
- There was not a substantial amount of information available.
- Being asked by a teacher. Being bullied about it. Getting gagged and forced.
- Not enough info given. Described as dull, boring. Sounded as though we were politicians.
- People thought it was quite geeky
- Forcing them into it. Sugar coat the truth

What worked to get people to vote?

- People didn't vote or some disqualified their own vote if they didn't know the candidates
- Word of mouth, making posters! Doing powerpoints
- Posters, bulletins, newsletters, leaflet
- Bribery
- Campaign (speeches posters)
- Campaign during registration, giving proper information, making issues real
- Compulsory voting in registration
- Posters, leaflets
- Hustings
- Visiting speeches (across 4 squares of grid)
- Assembly speeches (across 2 squares of grid)
- (School) compulsory paper voting in registration
- School – compulsory, during a class
- School: by getting people to vote in class during an IT period.
- Filled out form, speeches, told by rectors/guidance, self-nominated
- Voting method. Way candidates acted. Possibility of voting online
- Good voting method e.g. paper etc
- Nothing. The system is corrupt!!!
- Made to vote. Internet worked well. Word of mouth.
- Optional voting in registration with ballot box. Presentations

- The electronic system was encouraging a wee bit technology will make people think it's cool. Candidates spread the word a lot
- Making it appealing. Advertised more. Having easy access to info & voting polls.

What didn't work to get people to vote?

- Just popularity contest. Not knowing what youth voice was. Not nice website
- Doing nothing, being negative
- Visiting speeches (across 4 squares of grid)
- Assembly speeches (across 2 squares of grid)
- Not bothering
- Lack of publicity, lack of school support
- Uncontested so no need – school
- We didn't get to see what the people had said they'd do
- Not much information on youth voice
- Poor marketing
- School deciding on paper/online vote without consulting pupils/HYV reps etc
- [school] and [school] never had an election. [school] also never had an election
- 3 – what worked – Youth workers told me a lot about it and previous members said how good it was
- Have an ability to speak publicly – make a speech to a year group assembly for example
- Not enough encouragement from schools
- Not knowing certain voting methods (online). Not knowing what candidates did.
Low turnout
- Bad voting methods. Computer etc
- Not info about the candidates. Being asked by a teacher
- People didn't know what they were voting for. What is HYV??? Voted for people they knew – not for the best candidate
- People weren't interested enough. What's the point? It will never make a difference. NEGATIVITY.
- Internet voting. Compulsory voting
- Doing quickly in registration.

Suggestions (to explain what HYV does)

- Schools need to improve communication to pupils about HYV
- Pamphlets explaining what HYV does and has done
- Precise information
- Support to YV members from school staff – if that happens everything else is enabled
- Better links between teaching staff and HYV; as some schools don't have as enthusiastic teachers. Presentations everywhere: our school never had one for elections 2006.
- Presentations in schools after Carbisdale 2006; use pictures and videos to describe what HYV actually does
- More information for teachers to pass onto interested pupils
- Presentations about HYV to all schools. Leaflets could be more informative
- Presentations – roadshows? Podcasting? (radio adverts) Mascot!!!

- Previous members give presentations on experience and what HYV is. Through assemblies, local clubs, community groups.
- Previous reps should get time within school day to promote it.
- Making it appeal to people. Showing what you can make happen.
- Raise reps role in school to raise awareness. Keep the limelight on the importance of Youth Voice.
- Assembly PSE should provide more info
- Better presentations in more schools. Notice boards/plasma use

Suggestions (to get candidates)

- Training school staff
- A clear message of what a member can achieve
- HYV reps doing presentations and info sessions for interested candidates
- Information session for interested folk
- School: HY reps doing the presentations to schools
- 3 suggestions – give more information. Election process is quite intimidating, make it easier no speech. Better communication between school and youth workers
- Enthusiasm from former and current reps. Explain exactly what it involves
- More info. Explain what is involved – commitment. Current/previous Youth Voice reps to help with feedback from their own experiences
- Help promote the idea in schoolz
- Presentations from previous members. Tell of entertainment as well as work. Tell people about the incentives
- Explain benefits, responsibilities. Show fun side of HYV. Explain opportunities. More time to get candidates.
- More involvement from the school
- More support. More info on the HYV there for more candidates
- To make it appeal to people. To advertise the fact that it could be a future career option, will look good on cvs & good practice at social skills & public speaking
- More time to elect and vote to stop rector's from picking reps

Suggestions (to get people to vote)

- Compulsory voting in PSE
- More publicity
- Election campaign and manifesto board
- Manifesto board so it's easy for people to see what's up for election
- Publicity of people etc
- Reading manifesto
- Citizenship education
- Debate
- Compulsory voting and by paper rather than online
- Get across the fact that HYV does make a difference. Proper candidates – proper manifestos. Increased interest
- People set up campaigns. Made a bigger thing of it. Teachers made people have a vote, explain clearly the role.
- Bigger election campaigns
- More time after summer holidays for the election process

- Voting has to be optional rather than compulsory. More info on what HYV candidate has to do
- More information about candidates – include photo of candidate etc
- Make easy access to voting polls etc